




1. Using an 8mm socket or T-handle, remove the OEM water pump guard on the YZF models. On the WR models remove the OEM Skidplate. On the WR/FX models, Reinstall the front two bolts into the frame to help prevent water and debris from getting into the frame. FIG 1.
2. Install the supplied self-adhesive foam tape to the frame.
3. Place the support bar between the frame and the engine with the machined cut outs towards the frame. FIG 2
4. Using an 8mm socket or T-handle install 2 of the supplied 6x20 bolts into the front mounting points of the skidplate and threading them into the support bar. Do not fully tighten. FIG 3 (it may be necessary to hold the bar by inserting your finger through one of the holes in the skidplate.)
5. Using an 8mm socket or T-handle install the supplied 6x20 bolt into the rear mounting point and threading the bolt into the frame. Do not fully tighten. FIG 4
6. Tighten all three bolts.



WARNING AND DISCLAIMER

All parts manufactured, designed or sold by Enduro Engineering, Inc. (EEI) are to be installed by a licensed motorcycle dealer or a licensed motorcycle technician. Motorcycles can be dangerous. Serious injury, death and property damage can result from the use of motorcycles. This risk is increased by improper installation or misuse of after market parts. EEI's customers must exercise good judgement in the use, control, alteration, part selection and installation, and maintenance of their motorcycles. In the event of a possible defect in material or design, or any other defect in a part manufactured, designed or sold by EEI, the responsibility of EEI is limited to either a refund of the purchase price or the replacement of the part if EEI determines the part to be defective, and subject to EEI's inspection of the part within thirty (30) days from the date of purchase. (Note: any attempted repairs or modifications made to EEI Products will void this limited warranty.) EEI, under no circumstances will be responsible for incidental and/or consequential damages, property damage, personal injury damage, or damage, injury, cost or expense of any kind or nature whatsoever. By purchasing as EEI product or a product sold by EEI, you (1) acknowledge the above disclaimer and agree to its terms; (2) agree that any claim brought against EEI arising from and/or pertaining to or otherwise related to a part manufactured, designed or sold by EEI must be brought in the Michigan State Courts located in the County of Ingham or in the Federal District Court for the Western District of Michigan and the Michigan law shall apply on all issues; and (3) any claim against EEI must be brought within one (1) year of purchase of the product. EEI makes no other warranty, express or implied, including without limitation any warranties of merchantability and fitness for a particular purpose.

Yamaha Skid Plate Installation Instruction 24-5023

Quality Off-Road Motorcycle Products



enduroeng.com//517.393.2421/info@enduroeng.com