




1. Using an 8mm T-Handle or Socket. Remove your OEM plastic Skid plate.
2. Insert the three provided clip nuts onto your frame tabs. 2 located in the front, 1 located in the rear. (Fig 1 & 2)
3. Apply provided foam adhesive to bottom of your frame rails where the skid plate will make contact to the frame. (Fig 2)
4. Hold your EE Aluminum skid plate up to the frame and by hand start the Flat Allen head bolt into the rear mounting hole.
5. By hand start the front two M6x20 Hex head bolts into the front two mounting holes.
6. Using a 4mm Allen wrench, tighten the rear flat Allen head bolt. (Fig 3)
7. Using an 8mm T-Handle or Socket, tighten the front two M6x20 hex head bolts. (Fig 4)
8. Have fun and enjoy your next ride.



Add EE Linkage Guard Part Number: 31-017

#### WARNING AND DISCLAIMER

All parts manufactured, designed or sold by Enduro Engineering, Inc. (EEI) are to be installed by a licensed motorcycle dealer or a licensed motorcycle technician. Motorcycles can be dangerous. Serious injury, death and property damage can result from the use of motorcycles. This risk is increased by improper installation or misuse of after market parts. EEI's customers must exercise good judgement in the use, control, alteration, part selection and installation, and maintenance of their motorcycles. In the event of a possible defect in material or design, or any other defect in a part manufactured, designed or sold by EEI, the responsibility of EEI is limited to either a refund of the purchase price or the replacement of the part if EEI determines the part to be defective, and subject to EEI's inspection of the part within thirty (30) days from the date of purchase. (Note: any attempted repairs or modifications made to EEI Products will void this limited warranty.) EEI, under no circumstances will be responsible for incidental and/or consequential damages, property damage, personal injury damage, or damage, injury, cost or expense of any kind or nature whatsoever. By purchasing as EEI product or a product sold by EEI, you (1) acknowledge the above disclaimer and agree to its terms; (2) agree that any claim brought against EEI arising from and/or pertaining to or otherwise related to a part manufactured, designed or sold by EEI must be brought in the Michigan State Courts located in the County of Ingham or in the Federal District Court for the Western District of Michigan and the Michigan law shall apply on all issues; and (3) any claim against EEI must be brought within one (1) year of purchase of the product. EEI makes no other warranty, express or implied, including without limitation any warranties of merchantability and fitness for a particular purpose.

**Part Number: 24-9019**

**Skid Plate Installation Instructions**  
*Quality Off-Road Motorcycle Products*

**Enduro  
 Engineering**

[enduroeng.com/517.393.2421/info@enduroeng.com](http://enduroeng.com/517.393.2421/info@enduroeng.com)