

Enduro Engineering Instructions

1 Using an 8mm T-handle or socket, remove the three 6mm bolts holding on the OEM plastic skid plate.

1a **NOTE:** you will not be reusing any of the OEM hardware.

2 Position the provided 6mm clip nuts onto the skid plate mounting tabs (**fig. 1**).




3 Using the supplied M8x20mm flat head bolts, loosely connect the clamp labeled 401-02 onto the back of the skid plate (**fig. 2**).

4 Situate the skid plate and 401-02 clamp onto the rear cross member of the frame, rotate the skid plate up against the frame as shown (**fig. 3**).

5 Using the provided M6x20mm hex head bolts and the supplied washers to secure the front portion of the skid plate to the frame tabs from step 2 (**fig. 4**).

6 Using a 5mm Allen wrench and an 8mm T-handle, evenly tighten the skid plate to the frame (**fig. 5&6**).

7 Have fun and ride safe!



Add Enduro Engineering Linkage Guard Part Number: 31-017

WARNING AND DISCLAIMER

All parts manufactured, designed or sold by Enduro Engineering, Inc. (EEI) are to be installed by a licensed motorcycle dealer or a licensed motorcycle technician. Motorcycles can be dangerous. Serious injury, death and property damage can result from the use of motorcycles. This risk is increased by improper installation or misuse of after market parts. EEI's customers must exercise good judgment in the use, control, alteration, part selection and installation, and maintenance of their motorcycles. In the event of a possible defect in material or design, or any other defect in a part manufactured, designed or sold by EEI, the responsibility of EEI is limited to either a refund of the purchase price or the replacement of the part if EEI determines the part to be defective, and subject to EEI's inspection of the part within thirty (30) days from the date of purchase. (Note: any attempted repairs or modifications made to EEI products will void this limited warranty). EEI, under no circumstances will be responsible for incidental and/or consequential damages, property damage, personal injury damage, or damage, injury, cost or expense of any kind or nature whatsoever. By purchasing an EEI product or a product sold by EEI, you (1) acknowledge the above disclaimer and agree to its terms; (2) agree that any claim brought against EEI arising from and/or pertaining to or otherwise related to a part manufactured, designed or sold by EEI must be brought in the Michigan State Courts located in the County of Ingham or in the Federal District Court for the Western District of Michigan and that Michigan law shall apply on all issues; and (3) any claim against EEI must be brought within one (1) year of purchase of the product. EEI makes no other warranty, express or implied, including without limitation any warranties of merchantability and fitness for a particular purpose. R.JRF.Sec.randt.warninganddisclaimer. 5 2 08



QUALITY OFF-ROAD MOTORCYCLE PRODUCTS

INSTRUCTIONS

Enduro Engineering
Instructions

Part# 24-401